



Precious Stones □

Precious Marble □

Precious Stones

Antique suggestions have given life to the Precious Stones collection.

It is inspired by marble and hard stones and the infinite colour schemes offered are a reflection of nature.

Just as a goldsmith interprets precious stones with skill and creativity, making elegant jewellery, Precious Marble have succeeded through this collection in recreating the force and wonder of nature, maintaining the characteristics of natural precious stones such as beauty and rarity.

Made with absolute perfection thanks to the most advanced technology applied to ceramics, the Precious Stones collection skilfully enhances modern architecture.

Intended for adding value to very appealing coatings, thanks to the large 300x150 and 150x75 cm format, it allows interior designs with an extraordinary impact to be created.

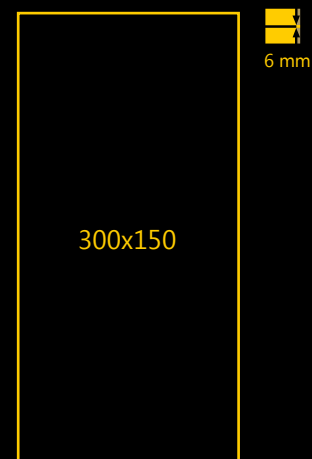
The resinating process gives the surfaces precious shine and gloss to top quality elegant ceramic material.

The most prestigious marble, noble and sophisticated stones with precious patterns like the Tiger Gold, the delicate amalgam of mineral and rock fragments, which creates Breccia Beige, the shades of Onix (White and Yellow), the gradations of Agata Venata, the virtuous whirls of Agata Blue and Corniola, and the flickers of light from Agata Azzurra.

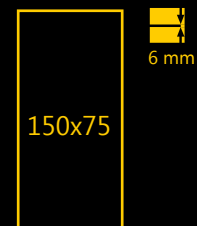
And then, the depth of Malachite and Green Marble, characteristics of Medieval Italian architecture, the deep movement of Quarzi or Ambra and the preciousness of Nero Portoro marble, intense and bright with its golden veins.

From small precious blocks, Precious Marble has created technical porcelain stoneware jewels, unique items that guarantee aesthetic luxury connected with the best technological qualities.

300x150x0,6 - 150x75x0,6 cm



Precious Stones become a real tool for decoration and interior design: a new covering suitable for customizing tables, ceilings, wings and back-lighted partitions. The most elegant and cultivated geological tradition becomes the characterization element of new spaceless and timeless rooms.



WHITE ONIX



BRECCIA BEIGE



AGATA VENATA



YELLOW ONIX



AGATA CORNIOLA



AMBRA



TIGER GOLD



AGATA BLUE

Precious Stones is a handmade material. Colour tones may vary due to the production process.





WHITE ONIX



Code

ST03A6715
150x75

ST03A61530
300x150

Code

ST03B6715
150x75

ST03B61530
300x150

Code

ST03C6715
150x75

ST03C61530
300x150

BRECCIA BEIGE



Code

ST076715
150x75

ST0761530
300x150





AGATA VENATA



Code

ST056715
150x75

ST0561530
300x150



YELLOW ONIX



Code

ST08A6715
150x75

ST08A61530
300x150

Code

ST08B6715
150x75

ST08B61530
300x150

Code

ST08C6715
150x75

ST08C61530
300x150



AGATA CORNIOLA



Code

ST106715
150x75

ST1061530
300x150





AMBRA



Code

ST166715
150x75


ST1661530
300x150



NY
HOTEL

TIGER GOLD 

Gold
Effect



Code

ST246715
150x75

ST2461530
00x150



AGATA BLUE



Code

ST09A6715
150x75

ST09A61530
300x150

Code

ST09B6715
150x75

ST09B61530
300x150



Quarzi

A fine line of glitter adds elegance, enhancing the veining of the slabs



In the size 75x150 cm Quarzi will reveal its design in a magnified way



Code

ST126715
150x75




ST1261530
300x150



AGATA AZZURRA



AGATA AZZURRA



Code

ST136715
150x75

ST1361530
300x150

Code

ST13B6715
150x75

ST13B61530
300x150

Code

ST13C6715
150x75

ST13C61530
300x150

Code

ST13G6715
150x75

ST13G61530
300x150

Code

ST13E6715
150x75


ST13E61530
300x150

**EXTRAORDINARY
IMPACT**



From small precious blocks, technical porcelain stoneware jewels have been created; unique items that guarantee aesthetic luxury connected with the best technological qualities





Precious Stones become a useful and high-end ally to create a timeless atmosphere: thanks to their slim extraordinary reduced thickness, light sources go through, giving out ethereal and tenuous marks. Amalgams, weaves, fragments and crystals: new elements lightening your rooms.

GREEN MARBLE



Code



ST186715
150x75

ST1861530
300x150



Malachite

Thanks to the large 300x150 and 150x75 cm format, it allows interior designs with an extraordinary impact to be created.





NERO PORTORO



Code

ST20A6715
150x75

ST20A61530
300x150

Code

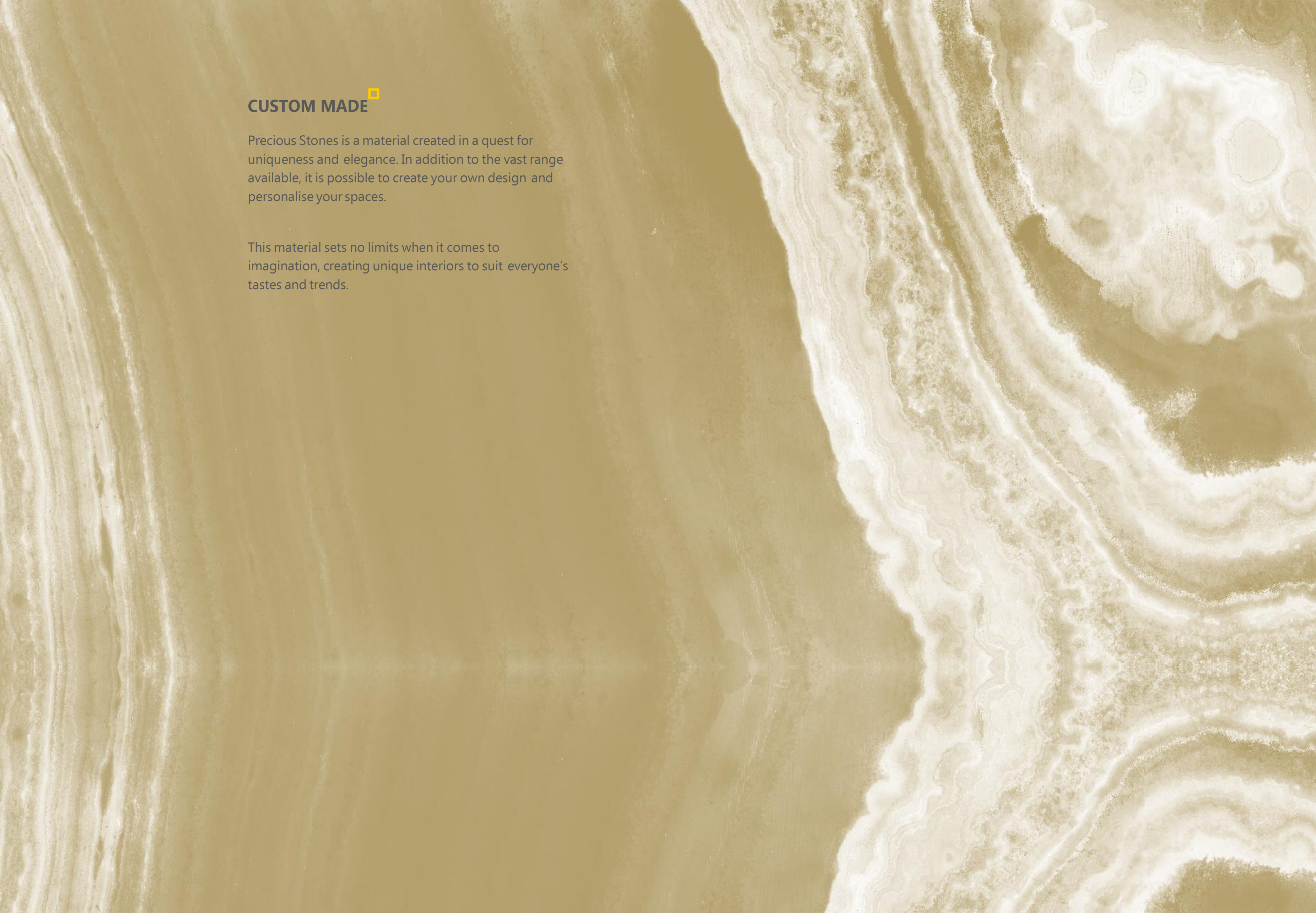
ST20B6715
150x75

ST20B61530
300x150

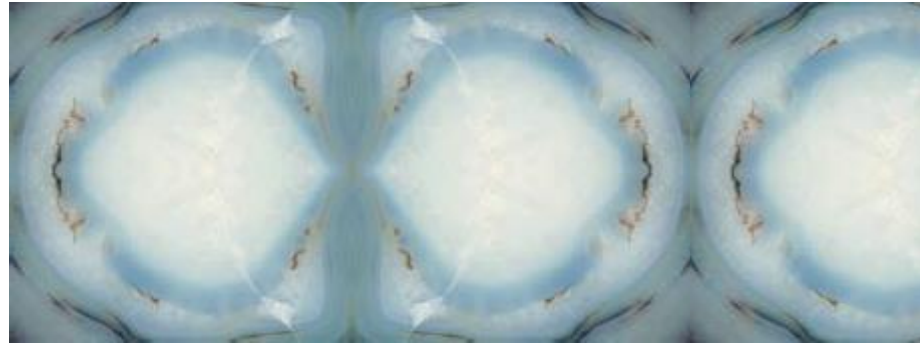
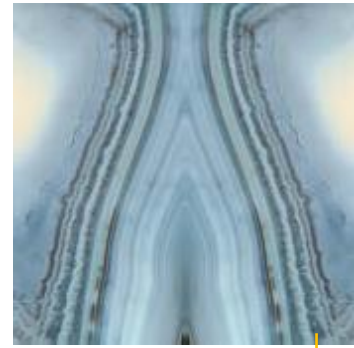

CUSTOM MADE

Precious Stones is a material created in a quest for uniqueness and elegance. In addition to the vast range available, it is possible to create your own design and personalise your spaces.

This material sets no limits when it comes to imagination, creating unique interiors to suit everyone's tastes and trends.



CUSTOM
MADE



Fabrication time
6 weeks from date of receipt
of order


AGATA AZZURRA 



CUSTOM
MADE




mirror



mirror




mirror




AGATA BLUE/A 


mirror



mirror



mirror



mirror



Yellow Onyx

GENERAL OBSERVATIONS

CUTTING AND BORING:

Precise cutting is essential in order to prevent detachment between the resin and ceramic sections. To eliminate potential on-site complications, Precious Marble is able to provide custom-made tiles at the customer's request.

To request this service, provide us with cutting diagrams and we will give you an estimated cost and completion time.

For cuts that need to be made during installation, we recommend the following instructions:

- A) Use high-quality, diamond-tipped tools (cup or discs).
- B) The cut must be made from resin side towards the back of the tile.
- C) Grinder cutting: the grinder used must have an adjustable speed and a CONTINUOUS diamond cutting wheel. Start with a low speed and increase once the disc has penetrated the surface. The cutting area must be COOLED with water during cutting.
- D) Round wheel cutting: use a diamond-blade cutting wheel specifically for porcelain stoneware. Start with a low speed and increase to a high speed once the blade has penetrated the surface.

The cutting area must be COOLED with sprayed water during cutting.

To protect the cut surface after cutting, we recommend applying a line of adhesive along the cut edge.



Precious Stones is a handmade material.

Colour tones may vary due to the production process

GENERAL OBSERVATIONS

WHEN CARRYING AND STORING THE PRODUCT, IT IS ADVISABLE TO FOLLOW THE INSTRUCTIONS BELOW:

Transportation

While transporting the product, always use flat and stable packing cases, securing the panels so to avoid slipping.

When loading or offloading, avoid sliding the panels on one another: lift them using a suction lifter.

Storage

Storing the product in the wrong way or place can lead to deformations, resin detachments or superficial marks which may become permanent. Store the panels in a closed room at standard climate conditions at a temperature between 0 °C and 50 °C.

Use

It is not advisable to use on outdoor surfaces or on floorboards.

Instructions on how to lay the material

- To lay the material, you can use any glue recommended for porcelain stoneware.
- Do not remove the protective film while laying, to avoid scratching the corners on the tiles with the plaster.
- Remove the protective film only once the laying is complete.

Maintenance and cleaning

- To clean the material, only use PH neutral cleaning products (Marseilles soap) and a soft flannel with no metal or abrasive sides.
- For extreme maintenance, use 95% pure alcohol.
- We advise against using acidic PH detergents because the slab could lose its natural shine.

PRICE RANGE

Size	Price/sqm	Thickness/mm
300x150 120"x60"	149	6
300x150 120"x60"	149	3
150x75 60"x30"	149	6
150x75 60"x30"	149	3

PACKAGING

Size	Sqm/Box	Thickness/mm	Pieces Box
300x150 120"x60"	4500	6	1
300x150 120"x60"	4500	3	1
150x75 60"x30"	1125	6	1
150x75 60"x30"	1125	3	1

Physical properties

Norms
Нормы
Norme
Norme

Required standards
Необходимые стандарты
Valeur prescrite par les normes
Valore prescritto dalle norme

Average value of production
Средняя величина производительности
Valeur moyenne de production
Valore medio di produzione

0,08%

Water absorption
10545.3

ISO ≤0,5%

Size
10545.2

ISO

Length and width ±0,6%
max

Thickness ±5%
max

Linearity ±0,5%
max

Wedging ±0,6%
max

Surface Flatness ±0,5%
max

Bending strength
10545.4

ISO ≥35N/mm²

Thermal expansion coefficient
10545.8

ISO
Testing method
available

Chemical resistance
10545.13

ISO
No sample must show visible signs of
chemical attack
(acids-basis-additives for pools)
except for products containing
hydrofluoric acid and derivates.

Stain resistance
10545.14

ISO
Unglazed tiles: Testing method
available

Precious Marble reserves the right to modify technical and formal details included in this catalogue.

Type of material: vitrified manufacturing on a porcelain stoneware support.
Test performed according to the EN 14411 Encl. G/ISO 13006 Encl.

Common food substances can be cleaned off*
Очищаемый обычными пищевыми продуктами
Nettoyable en cas de substances alimentaires ordinaires*
Pulibile in alcool solution, cannot be cleaned off
Pulibile dalle comuni sostanze alimentari.
Note well: It is not advisable to use on outdoor surfaces and on floorboards.

